

Civic Engagement
with
**Fiona
Katauskas**



Engage students with this fantastic Create an Alien challenge made by the super talented Fiona Katauskas!

Support students to illustrate their very own hero cartoon using this MoAD Learn template.

Fiona is the 2023 Political Cartoonist of the Year! Explore her extensive cartoon collection via the MoAD Behind the Lines online exhibition.

Zoom In, Zoom Out! This template will help support students to co-create imaginative space themed illustrations together.

Select a space themed illustration or photograph as a creative response prompt. Encourage students to write a narrative, comic strip, cartoon or news article.



Using the prompt, *Take me to your leader*, encourage students to create their own narratives, plays or short videos.

Invite students to collaborate to make an alien, rocket, space person or new planet using this engaging activity sheet.

Inspire students with a creative challenge to generate as many character ideas as possible using this template.




CREATE YOUR OWN ALIEN


Hi has three eyes






But an alien can have as many eyes as you like - and they can be ANY shape!



Hi's eyes are on straight stalks




But an alien can have eyes on any kind of thing - including a face!



Then there are the other parts of the face - the mouth, nose & ears.


You can have as many as you want - or none at all! Hi has a mouth but no nose or ears!



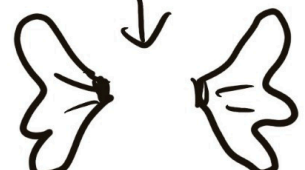
mouths





noses



ears




NEXT- the Body...



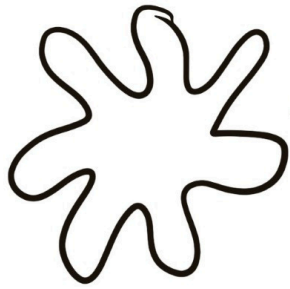
Hi has a smooth green body, little arms and no legs. He moves by sliding along...

BUT YOUR alien can have any kind of body. It can be any shape and any texture. It can have fur, scales, skin, spiky bits or whatever you like...


round




a blob




a bit octopusy






a box



classic alien





ASK YOURSELF - how does your alien move? What kind of arm-like or leg-like things does it have - if any? Does it have wings? Fins? Springs? A propellor? A tail? Is it scary or friendly?



Zoom In, Zoom Out!

In pairs, one person draws a space themed illustration in the middle rectangle.
The second person then adds to the scene by illustrating outside the rectangle.





Triptych Drawings

In triads, fold the piece of paper over and create an alien, space person, rocket or new planet one part at a time.

Make sure not to peek while others are drawing!

At the end reopen the paper to see the complete drawing.



Creative Circles

Create as many different characters using the circles.

