

 **ON**
AIR
PlayUP




Join the PlayUP team
as they make

BEE-UTIFUL HAND PUPPETS

to celebrate

WORLD BEE DAY






How great are bees? Did you know that we can thank them for most of the food on our plates? This is because they spread a powder called 'pollen' from flower to flower. This pollen is used to fertilise seeds that grow our food. That's why we call them 'pollinators'. No wonder we have a special day to celebrate bees! On World Bee Day we think about how important bees are in keeping us and our planet healthy. And how we can keep bees and other 'pollinators' healthy in return.

Sadly, pollinators are threatened by the way we use land, grow food, and by climate change. Beetles, butterflies, and hummingbirds are also pollinators.

They spread pollen that helps grow our food, our medicine, and the cotton in our pyjamas, just like bees. Thankfully, people and governments are working hard to protect pollinators. We can help by creating a bee-friendly environment around us.

Materials

- Paper
- **Scissors** (please be careful with these)
- **Crayons/textas/pencils**
- **Glue stick or sticky tape**



Instructions

for making bee-utiful hand puppets:

1. Draw and cut out an oval from paper or card to make the body of your bee. Do the same and make a circle for the bee's head and a small triangle for its stinger.
2. Stick the head and stinger to the bee body using glue or tape.
3. Add stripes to your bee with crayons, textas, or pencils, or coloured paper.
4. Draw or stick eyes on your bee's head.
5. Cut two thin strips of paper to make your antennae. Curl or fold the paper and stick one end to your bee's head and let the other curl or fold upwards.
6. Draw and cut out two leaf-like shapes to create bee wings. Regular paper works well or try tissue paper for floaty wings. Put tape or glue on the inner edges of the wings and stick them to the centre of the bee's back. This way they'll flap up and down.
7. Cut long thin strips of paper for the legs. Fold them accordion-style and stick them to the bee's belly.
8. Cut a wide strip of paper to create your puppet handle. Measure it around the palm of your hand, cut it to size if needed, and join the two short edges together to create a loop. Stick this to the belly of your bee. Now you are ready to buzz about!

Create more bees and bees of different sizes to create a colony! Can you make more pollinators to help the bees and increase biodiversity?

Keep crafting

Create a garden of paper flowers for your puppet bees to visit.

You will need:

- Cupcake cases or tissue paper
- Glue or sticky tape
- Cardboard
- Scissors



1. Glue one cupcake case inside another by gluing the bottom outside of one to the bottom inside of another. Or, cut circles from tissue paper and glue the centre of the circles together.
2. Cut a flower stem and leaves out of cardboard.
3. Glue or tape the flower cupcake case to the top of your cardboard stem.

You can glue multiple cupcake cases or circles together to create a multi-petal flower! Try using different size cupcake cases or circle cut-outs to create dimensional flowers.



Fun at Home

Have a waggle dance off!

Bees communicate to each other through waggle dancing. Try creating a dance to send a secret message to your family or friends.

To find out more about bees' waggle dance check out this video!

youtube.com/watch?v=LU_KD1enR3Q

Now, take your waggle dance global and take part in the Global Waggle Dance Challenge! Be part of a worldwide waggle dance and show your support for bees. You can find out more here worldbeeday.org.au/waggle/

Don't get stung by the bee!

One player is 'in' and pretends to be a bee. They try to 'sting' (tip) the other players turning them into flowers. If a player is 'stung' they need to stand still like a flower. The game is finished when all the players are turned into a field of flowers.

Find a flower

Prepare for this game by cutting large flower shapes from newspaper or scrap paper, enough for one per person. Spread the flowers out on the ground where you'll play. Play our World Bee Day playlist on Spotify and buzz around like bees looking for flowers. When the music stops, every bee must find a flower to land on.

Variation: Remove one flower at a time, and any bees without a flower are out. The bee to land on the last remaining flower wins.

More Fun at Home

Enjoy delicious Honey Joys

Ingredients:

- 90g of butter or margarine
- 1/3 cup of sugar
- 1 tablespoon of honey
- 4 cups of cornflakes

Method:

1. Preheat oven to 150°C.
2. Line a 12 hole patty pan tin with paper cases.
3. In a large bowl measure out your cornflakes, set aside.
4. In a small saucepan, melt butter, sugar and honey together until frothy.
5. Add honey mixture to cornflakes, mixing well.
6. Working quickly, spoon into paper patty cases.
7. Bake in over for 10 minutes. Allow to cool in tin.





Plant a Bee Restaurant

Encourage bees and other pollinators to visit your garden by creating a mini restaurant.

What will your bees eat? In a spare garden bed or pot you could grow lavender, rosemary, poppies or marigolds. Your bees will also need a drink! Leave a shallow dish of water near your flowers and add a few stones for your bees to land on.

Spotify playlist

Get your colony waggle dancing with our World Bee Day playlist. Check out the sidebar for more information.

Amazing books to read on bees:

- 1. *When the Bees Buzzed Off***
by Lula Bell and Stephen Bennett
- 2. *The Book of Bees by Piotr Socha Bee: A peek-through picture book***
by Britta Teckentrup
- 3. *Honeybee Democracy***
by Thomas D. Seeley

Learn More

un.org/en/events/beeday/

worldbeeday.org.au

worldbeeday.org/en/

fao.org/pollination/world-bee-day/en/

cbd.int

—
Here's a short video you can watch with your family about the critical role of bees:

youtube.com/watch?v=c963NhkfNY0

[Links to the Links to the Early Learning Framework – Belonging, Being and Becoming](#)

Outcome 2: Children are connected with and contribute to their world:
Children become socially responsible and show respect for the environment.

Outcome 4: Children are confident and involved learners:
Children develop dispositions for learning such as curiosity, cooperation, confidence, creativity, commitment, enthusiasm, persistence, imagination and reflexivity.

[Links to the Australian Curriculum](#)

Critical and Creative Thinking – Levels 1–3
Generating ideas, possibilities and actions
– imagine possibilities and connect ideas
Reflecting on thinking and processes
element – reflect on processes

Learn More



Aligns with the United Nations Sustainable Development Goal 2 (2.4, 2.5)

End hunger, achieve food security and improved nutrition and promote sustainable agriculture



Aligns with the United Nations Sustainable Development Goal Goal 15 (15.5, 15.8)

Protect, restore and promote sustainable use of terrestrial ecosystems, sustainably manage forests, combat desertification, and halt and reverse land degradation and halt biodiversity loss

SUSTAINABLE DEVELOPMENT GOALS

ON
AIR
PlayUP

**Don't forget to tune
into On Air PlayUP next
Wednesday @ 10:30am
for more fun.**



Old
Parliament
House

 @OldParliamentHouse

 @MuseumofAustralianDemocracy